

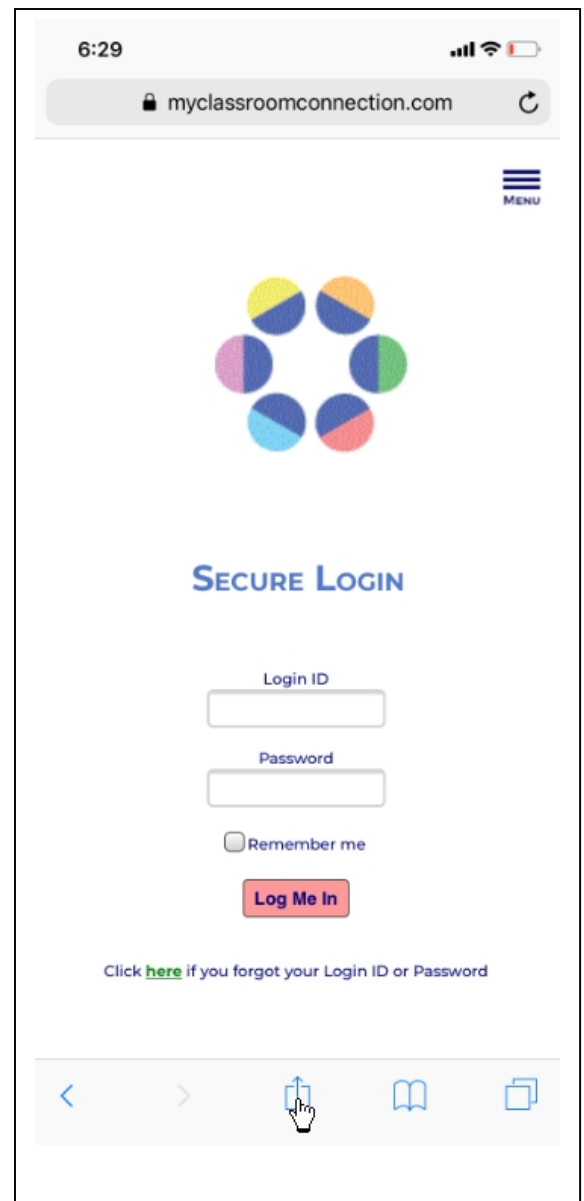
Adding a Shortcut Icon to your Mobile Device

MyClassroomConnection is a *Web App*, not a *Native App*. It runs in your mobile browser like Amazon.com or any other internet sites that you may visit. Follow these steps to add a shortcut icon to your mobile device.


Adding a Shortcut Icon to your iPhone

Open Safari, go to MyClassroomConnection.com and click the Sign In button at the upper right. You will see the page to the right.

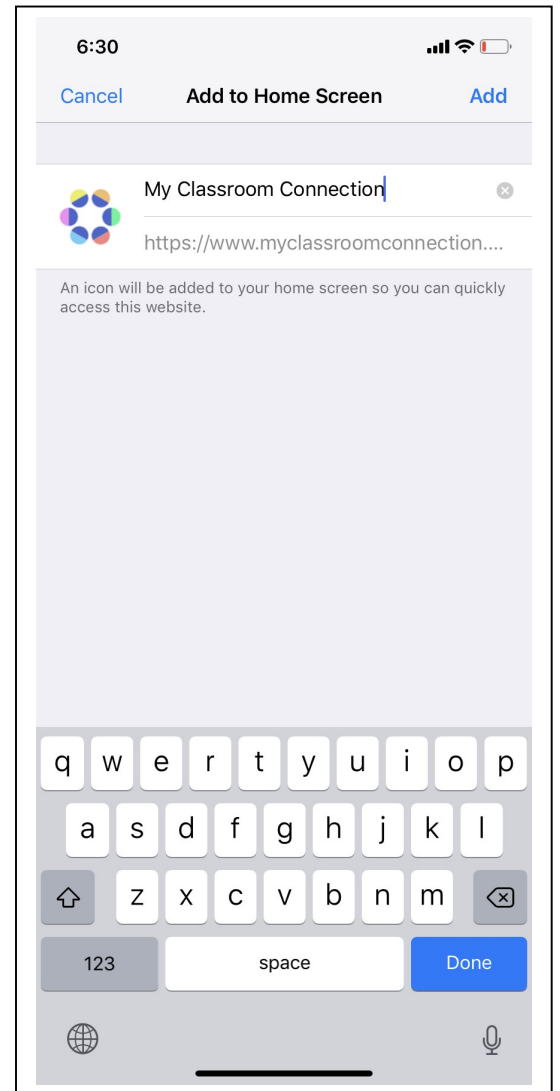
Click the middle button at the bottom, showing a square with an arrow at the top.




You should then see this screen – simply scroll the bottom panel to show the Add to Home Screen icon and click on it



You then see this confirmation screen – click on Add at the upper right and you are done



 An icon for our site should appear in the first open slot on your home pages. Simply click this icon whenever you want to return to our site.

And, if you click the Remember Me box when you log in and don't log out when you're done (simply close the window), you'll automatically be logged back in when you return.

Adding a Shortcut Icon to your Android Phone

Launch Chrome for Android and go to the Login page for MyClassroomConnection.com. Tap the menu button and tap Add to homescreen. You'll be able to enter a name for the shortcut and then Chrome will add it to your home screen.

The icon will appear on your home screen like any other app shortcut or widget, so you can drag it around and put it wherever you like. Chrome for Android loads the website as a “web app” when you tap the icon, so it will get its own entry in the app switcher and won't have any browser interface getting in the way.

Other popular Android browsers also offer this feature. For example, Firefox for Android can do this if you tap the menu button, tap the Page option, and tap Add to Home Screen.

Adding a Shortcut Icon to your iPad

Launch the Safari browser on Apple's iOS and navigate to MyClassroomConnection.com's Login page. Tap the Share button on the browser's toolbar — that's the rectangle with an arrow pointing upward. It's on the bar at the top of the screen on an iPad. Tap the Add to Home Screen icon in the Share menu.

You'll be prompted to name the shortcut before tapping the Add button. The shortcut can be dragged around and placed anywhere, including in app folders — just like a normal app icon. When you tap the icon, it will load the website in a normal tab inside the Safari browser app.

Due to limitations in Apple's iOS, other browsers, like Chrome for iOS, don't offer this feature.